

Heat-Labile Double-Strand Specific DNase (HL-dsDNase)

- Double-strand DNA specific endonuclease
- Easily heat-inactivated at low temperatures
- Degrades genomic DNA in RNA preps
- Does not affect RNA quality or quantity.

Properties

HL-dsDNase is an endonuclease that cleaves phosphodiester bonds in DNA to yield oligonucleotides with 5'-phosphate and 3'-hydroxyl termini. HL-dsDNase has a high specific activity, and it is easily inactivated by heat. It has a particularly strong preference for double-stranded DNA (dsDNA). In the presence of magnesium as only divalent cation and using oligos as a substrate; the activity towards dsDNA is minimum 5000-fold higher than towards ssDNA. The enzyme can therefore be used to specifically degrade dsDNA, leaving ssDNA and RNA essentially intact.

Source: Recombinantly produced in *Pichia pastoris*.

Activity: HL-dsDNase is highly active in a temperature range of 20-40°C. It needs at least 2.5 mM Mg for activity and has an optimal pH at 7.5.

Heat inactivation: HL-dsDNase is completely inactivated by incubating at 58°C for 5 min. 1 mM DTT and pH > 8 is required for irreversible inactivation.

Storage: Minimum shelf life is 2 years at -20°C. Storage at 4°C is possible for at least 6 months. The enzyme also tolerates multiple freeze-thaw cycles.

Purity: HL-dsDNase is purified to apparent homogeneity.

Specific activity: Ca. 200 000 Kunitz Units/mg.

Unit definition: One unit is defined as an increase in absorbance at 260 nm of 0.001 per minute, using 50 mg/ml of high MW DNA in 50 mM Na-acetate pH 5.0 and 5 mM MgCl₂.

“Removes DNA while leaving RNA intact”

Heat inactivation

The heat labile dsDNase can be heat inactivated by treatment at 58°C for 15 min. If proceeding directly to PCR, 58°C for 5 min is sufficient. The enzyme requires 1 mM DTT and pH > 8 for irreversible inactivation.

Heat inactivation

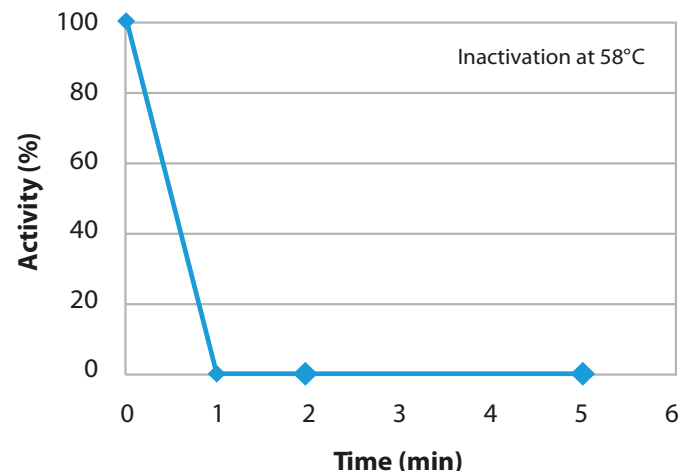


Figure 1: Residual activity of Heat-Labile dsDNase.

HL-dsDNase Specificity

The HL-dsDNase is a double strand specific DNase leaving single-stranded DNA and RNA intact.

The specificity of dsDNase towards the substrate has been measured using a 15-mer oligonucleotide that is labelled 5'- with FAM and 3'- with DarkQuencher®. The increase rate in fluorescence over time is directly proportional to enzyme activity. In table 1 we see the relative activity of dsDNase towards double-stranded and single-stranded DNA.

Substrate	Compared to dsDNase activity
dsDNA	100%
ssDNA	< 0.01%

Table 1: Nuclease activity towards double- and single-stranded DNA oligonucleotides.

HL-dsDNase removes genomic DNA leaving RNA intact

HL-dsDNase is especially developed to remove contaminating genomic DNA from RNA preps. Figure 2 shows that HL-dsDNase removes genomic DNA from and RNA preparation to levels below the detection level in a RT-qPCR.

The HL-dsDNase treatment of RNA does not affect the quality or quantity of RNA. In figure 3 we have treated a human total RNA sample with HL-dsDNase and analyzed it on the Bio-Rad Experion System. We see that HL-dsDNase has no negative effects on RNA quality.

For more information visit:

www.arcticzymes.com/hldsdsnase

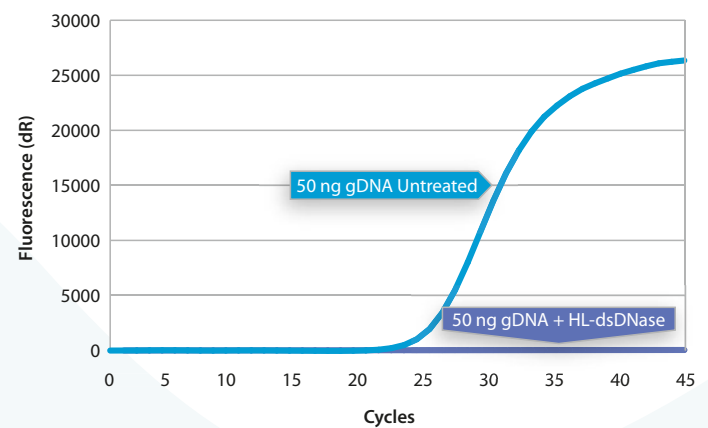


Figure 2: HL-dsDNase removes at least 50 ng of gDNA in a 10 µl reaction volume.

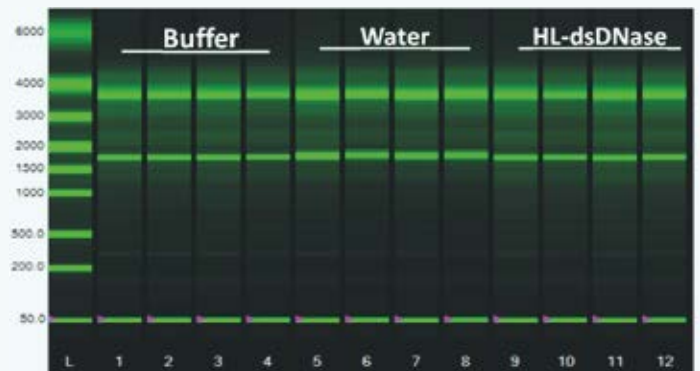


Figure 3: HL-dsDNase treatment leaves RNA quality intact. RNA incubated with buffer (lane 1-4), water (lane 5-8) or 0.1U/µl HL-dsDNase (lane 9-12). Samples were analyzed using the Eukaryote Total RNA StdSens Assay (Bio-Rad Experion System), and the results showed no measurable negative effects on RNA quality (RQI > 8.5) or quantity.

Disclaimer

This product is intended for research use only. Certain applications of ArcticZymes AS products may require licenses from others. It is the expressed duty of any receiver of ArcticZymes AS products to acquire such licenses, if necessary. In no event shall ArcticZymes AS be liable for claims for any damages, whether direct, incidental, foreseeable, consequential, or special (including but not limited to loss of use, revenue or profit), arising due to the violation of third parties Intellectual Property Rights by any receiver of ArcticZymes AS products. ArcticZymes AS products may be covered by pending or issued patents, designs or design applications and/or trademarks or trademark applications or any other registered or unregistered Intellectual Property Right.